KYL
60 CELL
SERIES

KYL-270P
KYL-265P
KYL-260P
KYL-255P
KYL-250P



PROVEN QUALITY
IN A NEW DIMENSION

18.5%
CELL EFFICIENCY

10 YEAR
PRODUCT WARRANTY

0 -5 W
POWER TOLERANCE

25 Years Linear Warranty

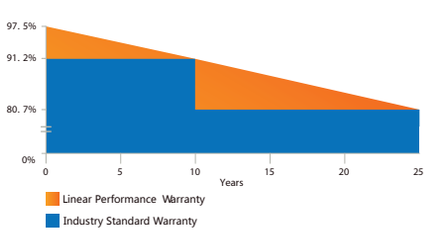

Durability
Durable PV modules, independently tested for harsh environmental conditions such as exposure to salt mist, ammonia and known PID risk factors.

Advanced Glass
Our high-transmission glass features a unique anti-reflective coating that directs more light on the solar cells, resulting in a higher energy yield.

Extended Size
Our large-format module facilitates system-level cost savings through reduced handling and installation times.

PID Resistant
Tested in accordance to the draft standard IEC 62804, our PV modules have demonstrated resistance against PID (Potential Induced Degradation), which translates to security for your investment.

KYL 60 CELL SERIES

ELECTRICAL PERFORMANCE

Electrical parameters at Standard Test Conditions (STC)							
Module type			KYL xxxP (xxx=Pmax)				
Power output	P_{max}	W	270	265	260	255	250
Power output tolerances	ΔP_{max}	W	0 /+ 5				
Module efficiency	η_m	%	16.6	16.3	16.0	15.7	15.4
Voltage at P_{max}	V_{mpp}	V	30.7	30.5	30.3	30.0	29.8
Current at P_{max}	I_{mpp}	A	8.80	8.70	8.59	8.49	8.39
Open-circuit voltage	V_{oc}	V	37.9	37.8	37.7	37.7	37.6
Short-circuit current	I_{sc}	A	9.27	9.18	9.09	9.01	8.92

STC: 1000W/m² irradiance, 25°C module temperature, AM1.5g spectrum according to EN 60904-3.
Average relative efficiency reduction of 3.3% at 200W/m² according to EN 60904-1.

Electrical parameters at Nominal Operating Cell Temperature (NOCT)							
Power output	P_{max}	W	196.9	193.3	189.7	186.0	182.4
Voltage at P_{max}	V_{mpp}	V	28.0	27.8	27.6	27.4	27.2
Current at P_{max}	I_{mpp}	A	7.04	6.96	6.87	6.79	6.71
Open-circuit voltage	V_{oc}	V	35.0	34.9	34.8	34.8	34.7
Short-circuit current	I_{sc}	A	7.49	7.42	7.35	7.28	7.21

NOCT: open-circuit module operation temperature at 800W/m² irradiance, 20°C ambient temperature, 1m/s wind speed.

THERMAL CHARACTERISTICS

Nominal operating cell temperature	NOCT	°C	46 +/- 2
Temperature coefficent of P_{max}	γ	%/°C	-0.42
Temperature coefficent of V_{oc}	β_{Voc}	%/°C	-0.32
Temperature coefficent of I_{sc}	α_{Isc}	%/°C	0.05
Temperature coefficent of V_{mpp}	β_{Vmpp}	%/°C	-0.42

OPERATING CONDITIONS

Max. system voltage	1000V_{DC}
Max. series fuse rating	15A
Limiting reverse current	15A
Operating temperature range	-40°C to 85°C
Max. static load, front (e.g., snow)	5400Pa
Max. static load, back (e.g., wind)	2400Pa
Max. hailstone impact (diameter / velocity)	25mm / 23m/s

CONSTRUCTION MATERIALS

Front cover (material / thickness)	low-iron tempered glass / 3.2mm
Cell (quantity / material / dimensions / number of busbars)	60 / multicrystalline silicon / 156mm x 156mm / 4
Frame (material / color / anodization color / edge sealing)	anodized aluminum alloy / silver / clear / silicone or tape
Junction box (protection degree)	≥ IP65
Cable (length / cross-sectional area)	0.9m / 4.0mm²
Plug connector (type / protection degree)	MC4 / IP67

- Due to continuous innovation, research and product improvement, the specifications in this product information sheet are subject to change without prior notice. The specifications may deviate slightly and are not guaranteed.
- The data do not refer to a single module and they are not part of the offer, they only serve for comparison to different module types.

QUALIFICATIONS & CERTIFICATES

IEC 61215, IEC 61730, CE, MCS, ISO 9001:2008, ISO 14001:2004,
BS OHSAS 18001:2007, PV Cycle, SA 8000

GENERAL CHARACTERISTICS

Dimensions (L / W / H)	1650mm / 992mm / 35mm
Weight	18.3kg

PACKAGING SPECIFICATIONS

Number of modules per pallet	
Number of pallets per 40' container	
Packaging box dimensions (L / W / H)	
Box weight	

Unit: mm

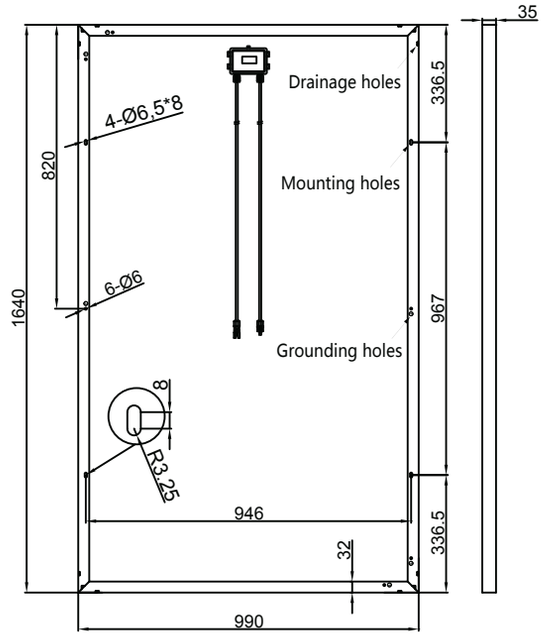

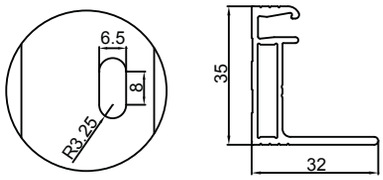

SECTION

Warning: Read the Installation and User Manual in its entirety before handling, installing, and operating modules.

Our Partners: